



Government of West Bengal
Office of the Block Development Officer
Suri-I Development Block
Section:- Mid-Day-Meal




Kalipur, P.O.-Barabagan, Birbhum, Pin- 731103, Phone& Fax: 03462-225409, e-mail: bdosuri1@gmail.com

ORDER

Sub Allotment of Q: 207.348 of Rice for April, 2022 is hereby made out of total 586.74585 Quintal of Rice Allotment of to the Head Teachers and TIC of all Primary & SSK under Suri-I Block through the Mid-Day-Meal Dealers for Cooked Mid-Day-Meal as per list enclosed herewith.

Mid-Day-Meal Dealers are requested to lift the allotted Rice from M/s Joy Jagannath Trading & Co. Ltd. Suri, Birbhum immediately. The concerned HT/TIC of the Primary Schools are requested to please take delivery of the Rice from Dealer concerned and arrange for Cooked Mid-Day-Meal amongst eligible students.



Block Development Officer
Suri-I Development Block
Kalipur, Birbhum

Memo No- 1178 (31) /Suri-1

Dated- 08-04-2022


Copy Forwarded to the:-

1. District Magistrate, Birbhum (Mid-Day-Meal.Sec.)
2. The D.I. of School, Primary/Secondary, Birbhum.
- 3-4) The S.I. of School sadaer Central Circle/ Sadar West Circle.
- 5) The S.E.O, Suri-I Block
- 6) To Shyamal Kumar Saha, M/s Joy Jagannath Trading & Co. Ltd. Suri, Birbhum
- 7-31) The M.D.M. Dealers (All)with a request to lift the allotted stock from the Distributor concerned immediately.


Block Development Officer
Suri-I Development Block
Kalipur, Birbhum

SUB ALLOTMENT OF RICE FOR ALL PRIMARY SCHOOL FOR 24 DAYS FOR THE MONTH OF APRIL 2022

Name of GP No.	Sl. No.	Name of the Dealer	Name of the School	Total Enrollment	Requirement of Rice Per Student 100gm. Per day for 24 days (in Qlt)	Balance after Feb, 2022	Allotment of March, 2022	Total Received (in Qlt)	Utilized in March, 2022	Stock in hand (in Qlt)	Total Allotment of Rice as per requirement (in Qlt)	
	1	3	4	5	6	7	8	9=(7+8)	10	11=(9-10)	12	
Khatanga & Tilpara G.P.	1	Smt. Chandana Saha, Husnabad	Husnabad Pry. School	159	3.82	2.300	3.72	6.02	2.860	3.16	3.82	
			TOTAL									
	2	Prasanta Sadhu, Lambadarpur	Lambadarpur Pry. School	120	2.88	0.974	2.88	3.85	1.897	1.96	0.00	
			Tarapurdanga Pry. School(No.1)	145	3.48	1.855	3.46	5.31	2.807	2.50	3.48	
			Tarapurdanga Pry. School(No.2)	41	0.98	1.028	0.98	2.01		2.01	0.98	
			Ranpur Pry. School	30	0.72	0.322	0.72	1.04	0.475	0.57	0.30	
			TOTAL									
	3	Sk. Abbasuddin, Bansjore	Bansjore Pry. School (No.1)	209	5.02	2.428	4.99	7.42	3.096	4.32	0.50	
			Bansjore Pry. School (No.2)	221	5.30	3.054	5.21	8.26	4.092	4.17	5.30	
	TOTAL											
	4	Dharam Pramanik, Tilpara	Joka Pry. School	47	1.13	0.680	1.13	1.81	0.954	0.85	0.90	
			Kamalpur Sailabala Pry. School	85	2.04	1.532	2.02	3.55	1.233	2.32	2.04	
Aravindapally Pry. School			21	0.50	0.140	0.48	0.62	0.330	0.29	0.50		
TOTAL												
5	Umraprasanna Chowdhury, Ajoypur	Ajoypur Pry. School	56	1.34	0.643	1.34	1.99	1.232	0.76	1.34		
		Durgapur Pry. School	93	2.23	0.597	2.14	2.73	2.000	0.73	2.23		
TOTAL												
6	Kalpana Rajak, Raipur.	Khatanga Pry. School	79	1.90	0.776	1.85	2.62	1.202	1.42	0.00		
		Hukmapur Pry. School	66	1.58	0.661	1.51	2.17	1.192	0.98	1.58		
		TOTAL										
7	Dharam Kr. Paul, Langulia	Bhandiban Pry. School	72	1.73	0.552	1.73	2.28	1.315	0.97	1.73		
		Raipur Pry. School	37	0.89	0.288	0.86	1.15	0.624	0.53	0.89		
TOTAL												
8	Dharam Kr. Paul, Langulia	Langulia Pry. School	143	3.43	1.341	3.43	4.77	2.400	2.37	3.43		
		Kenduli Pry. School	87	2.09	0.630	2.04	2.67	1.730	0.94	1.00		
		Mohula Panchkat Pry. School	54	1.30	0.581	1.32	1.90	1.095	0.81	0.60		
		TOTAL										
Khatanga G.P.											5.03	


Block Development Office
 Suri-I Development Block
 Kailour (Bardaganj), Birbhum

SUB ALLOTMENT OF RICE FOR ALL PRIMARY SCHOOL FOR 24 DAYS FOR THE MONTH OF APRIL 2022

Name of GP	Sl. No.	Name of the Dealer	Name of the School	Total Enrollment	Requirement of Rice per Student 100gm. Per day for 24 days (in Qtl)	Balance after Feb, 2022	Allotment of March, 2022	Total Received (in Qtl)	Utilized in March, 2022	Stock in hand (in Qtl)	Total Allotment of Rice as per requirement (in Qtl)			
	1	2	3	4	5	6	7	8	9 = (7+8)	10	11 = (9-10)	12		
ALUNDA G.P.	9	Tapas Kumar Dutta, Dhalla	Panchpakuria Pvy. School	41	0.98	0.622	0.94	1.56	0.879	0.68	0.35			
			Kukhudihi Pvy. School	175	4.20	2.207	4.22	6.43	2.630	3.80	4.20			
			Maheshpur Pvy. School	45	1.08	0.737	1.08	1.82	0.800	1.02	0.50			
			Kankhuria Pvy. School	289	6.94	2.962	6.86	9.83	3.570	6.26	2.50			
			Karimpur Pvy. School	112	2.69	1.120	2.64	3.76	1.918	1.84	2.69			
			Kankhuria Purba para Pvy.	138	3.31	1.476	3.31	4.79	1.995	2.79	1.50			
			TOTAL											
			Nandapur Pvy. School	178	4.27	2.210	4.27	6.48	2.717	3.77	2.00			
			Chhot Alunda Pvy. School	92	2.21	0.873	2.18	3.06	1.484	1.57	2.21			
	Parsimulia Pvy. School	50	1.20	1.013	1.18	2.19	0.923	1.27	1.20					
	TOTAL													
	10	Arabinda Garain, Bara Alunda	Junidpur Pvy. School	244	5.86	3.037	5.88	8.92	3.011	5.91	5.41			
			Itagoria Jr. Basic School	181	4.34	1.811	4.34	6.16	2.645	3.51	5.86			
			TOTAL											
	11	Omara Bibi, Junidpur	Kalipur Pvy. School	81	1.94	0.860	1.92	2.78	1.700	1.08	6.36			
Kalipur N.B. Pvy. School			166	3.98	2.146	3.94	6.08	2.260	3.82	0.50				
Brojergram Pvy			34	0.82	0.384	0.84	1.22	0.676	0.55	0.00				
TOTAL														
12	Swapan Chatterjee, Karidhya	Karnaipur Pvy. School	84	2.02	1.318	2.02	3.33	1.630	1.70	1.32				
		Karidhya Balak Pvy. School	26	0.62	0.510	0.62	1.13	0.339	0.80	2.02				
		Karidhya Bilka Pvy. School	103	2.47	0.790	2.47	3.26	1.530	1.73	0.62				
TOTAL														
13	Karabi Dutta, Karidhya	Satsangha Pvy. School	186	4.46	1.947	4.44	6.39	2.912	3.48	5.11				
		Dasarathdev S. Siksha Niketan,	114	2.74	0.986	2.74	3.72	2.263	1.46	2.00				
		Amairpur Pvy. School	39	0.94	0.693	0.94	1.63	0.618	1.01	2.74				
		Bara Mohula Pvy. School	55	1.32	0.856	1.32	2.18	1.031	1.15	0.94				
		TOTAL												
14	Subhasis Chakraborty, Karidhya	Nimdangal Pvy. School	24	0.58	0.224	0.55	0.78	0.430	0.35	6.99				
		Jhoramath Chormurah Pvy. School	91	2.18	1.462	2.16	3.62	1.340	2.28	0.50				
		Bhaluka Pvy. School	50	1.20	0.628	1.20	1.83	1.064	0.76	2.18				
		TOTAL												
15	Subhasis Chakraborty, Karidhya													
		TOTAL												
KARIDHYA G.P.														
TOTAL														

D:\different matter & letters\Rice\Primary\SUB ALLOTMENT of Rice for all Primary & SSK for April, 2022

Block Development Office
Suri-I Development Block
Kalipur (Barabagan), Birbhum

SUB ALLOTMENT OF RICE FOR ALL PRIMARY SCHOOL FOR 24 DAYS FOR THE MONTH OF APRIL 2022


Name of GP	Sl. No.	Name of the Dealer	Name of the School	Total Enrollment	Requirement of Rice per Student 100gm. Per day for 24 days (in Qlt)	Balance after Feb, 2022	Allotment of March, 2022	Total Received (in Qlt)	Utilized in March, 2022	Stock in hand (in Qlt)	Total Allotment of Rice as per requirement (in Qlt)	
	1		4	5	6	7	8	9=(7+8)	10	11=(9-10)	12	
NAGARI G.P.	16	Kanchan Biswas, Nowadithi	Rajarpukur P.M.N.R.S.P. School	40	0.96	0.534	0.94	1.47	0.547	0.92	0.00	
			Nagari Kabi Sukhanta Pvy. School	79	1.90	0.758	1.85	2.61	1.380	1.23	0.50	
			Patharchapuri Pvy. School	137	3.29	0.795	3.26	4.06	1.862	2.20	3.29	
			Patharchapuri Z.K.S. Pvy. School	72	1.73	0.816	1.73	2.54	0.687	1.86	0.00	
			Sahabazar Pvy. School	77	1.85	1.120	1.85	2.97	1.066	1.90	0.00	
			TOTAL									
	17	Kanchan Biswas, Nowadithi	Nowadithi Pvy. School	37	0.89	0.475	0.89	1.36	0.704	0.66	0.89	
			Nabagram Pvy. School	58	1.39	0.968	1.39	2.36	1.107	1.25	1.39	
			Karamsal Pvy. School	41	0.98	0.460	0.98	1.44	0.580	0.86	0.00	
			Latabuni Pvy. School	49	1.18	0.525	1.18	1.70	0.511	1.19	1.18	
			Jhora Baragram Pvy. School	61	1.46	0.790	1.46	2.25	1.173	1.08	1.46	
			TOTAL									
18	Laxman Parui	Pathra Pvy. School	60	1.44	0.825	1.44	2.27	1.040	1.23	0.30		
		Bataspur Pvy. School	93	2.23	0.704	2.23	2.94	1.760	1.18	2.23		
		Kamardanga Pvy. School	26	0.62	0.498	0.62	1.12	0.526	0.60	0.20		
		Udayan Pathsala	45	1.08	0.719	1.08	1.80	0.745	1.05	1.08		
		TOTAL										3.81
		Pathsara-Raipur Pvy. School	21	0.50	0.592	0.50	1.10	0.404	0.69	0.00		
MALLICKPUR G.P.	19	Amiya Bhusan Dutta, Mallickpur	Mallickpur Pvy. School	49	1.18	0.344	1.18	1.52	1.021	0.50	1.18	
			Chandampur Pvy. School	45	1.08	0.467	1.06	1.52	0.874	0.65	1.08	
			Singur Pvy. School	64	1.54	1.421	1.54	2.96	1.100	1.86	0.00	
			Gajalpur Pvy. School	25	0.60	0.731	0.60	1.33	0.522	0.81	0.50	
			Gajalpur A.P. School	33	0.79	0.714	0.79	1.51	0.710	0.80	0.79	
			TOTAL									
MALLICKPUR G.P.	20	Haradhan Roy, Kutura	Adda Pvy. School	206	4.94	2.987	4.94	7.93	3.929	4.00	1.50	
			Gorujhona Pvy. School	108	2.59	1.172	2.54	3.72	1.840	1.88	2.59	
			Kutura Pvy. School	112	2.69	1.086	2.64	3.73	2.060	1.67	2.69	
			TOTAL									6.78
MALLICKPUR G.P.	21	Kalyani Mukherjee, Jibdharpur	Govindapur Pvy. School	134	3.22	1.509	3.22	4.73	2.607	2.12	3.22	
			Chakdaha N.K.B.P. School	91	2.18	0.838	2.18	3.02	1.868	1.15	2.18	
			Nahudari Pvy. School	119	2.86	1.668	2.86	4.52	1.689	2.84	2.86	
			Jibdharpur Pvy. School	42	1.01	0.875	1.01	1.88	0.792	1.09	0.50	
			Abdarpur Pvy. School	60	1.44	0.841	1.42	2.26	1.093	1.16	1.00	
TOTAL										9.76		

D:\different matter & letters\Fices\Primary\SUB ALLOTMENT of Rice for all Primary & SSK for April, 2022

Block Development Office
Suri-I Development Block
Kaliote (Bakrasani), Birbhun

SUB ALLOTMENT OF RICE FOR ALL PRIMARY SCHOOL FOR 24 DAYS FOR THE MONTH OF APRIL 2022

Name of GP	Sl. No.	Name of the Dealer	Name of the School	Total Enrollment	Requirement of Rice per Student 100gm. Per day for 24 days (in Qlt)	Balance after Feb, 2022	Allotment of March, 2022	Total Received (in Qlt)	Utilized in March, 2022	Stock in hand (in Qlt)	Total Allotment of Rice as per requirement (in Qlt)
BHURKUNA G.P.	1										
	2										
	22	Shyamal Kr. Saha, (Distributor), Subhashpally, M/S Joy Jagannath Trading & Co. Ltd.	Kachujore Pry. School	78	1.87	1.000	1.87	2.87	1.497	1.38	1.87
			TOTAL								1.87
	23	Smt. Tulusi Sutradhar	Sekdini Pry. School	65	1.56	0.873	1.51	2.39	1.272	1.11	1.56
			Haripur Pry. School (Beldanga)	38	0.91	0.357	0.86	1.22	0.744	0.48	0.70
			Lakshmandini Pry. School	31	0.74	0.708	0.74	1.45	0.629	0.82	0.20
			Purba Bankathi Pry.	16	0.38	0.071	0.34	0.41	0.358	0.05	0.40
			Aradangali Pry. School	51	1.22	0.464	1.22	1.69	1.122	0.57	1.22
			TOTAL								4.08
	24	Sanjib Ghosh, Panuria	Muramath Pry. School	94	2.26	1.646	2.23	3.88	1.552	2.33	1.00
			Panuria Pry. School	154	3.70	2.400	3.67	6.07	2.750	3.32	0.50
			Panuria Dakshin Para Pry.	36	0.86	0.822	0.86	1.69	0.773	0.91	0.50
			TOTAL								2.00
			Dolgovindapur Pry. School	19	0.46	0.147	0.43	0.58	0.382	0.20	0.46
			Meherpur Pry. School	89	2.14	1.713	2.14	3.85	1.400	2.45	2.14
			Bhurkuna N.B.P. School	72	1.73	1.089	1.73	2.82	1.380	1.44	1.73
			Lalmohanpur Pry. School	95	2.28	1.322	2.28	3.60	1.795	1.81	1.00
			Agar Pry. School	54	1.30	0.292	1.30	1.59	1.108	0.48	1.30
			Barihat Pry. School	121	2.90	1.714	2.90	4.62	2.230	2.39	2.90
			Bhagirathpur Liara Pry. School	28	0.67	0.566	0.65	1.21	0.485	0.73	0.00
			Kamardangal Pry. School + Kamardangal Jr. HS	81	1.94	0.980	1.92	2.90	1.660	1.24	1.94
		TOTAL								11.46	
		GRAND TOTAL (IN QTL)			179.256						123.47


Block Development Office
 Surti Development Block
 Kalibur (Bhārabagan), Bīrbhūr

SUB ALLOTMENT OF RICE FOR ALL PRIMARY SCHOOL FOR 24 DAYS FOR THE MONTH OF APRIL 2022											
Name of GP No.	Sl. No.	Name of the Dealer	Name of the School	Total Enrollment	Requirement of Rice per Student 100gm. Per day for 24 days (in Qlt)	Balance after Feb, 2022	Allotment of March, 2022	Total Received (in Qlt)	Utilized in March, 2022	Stock in hand (in Qlt)	Total Allotment of Rice as per requirement (in Qlt)
1	2	3	4	5	6	7	8	9=(7+8)	10	11=(9-10)	12

SUB ALLOTMENT OF RICE FOR ALL SSK SCHOOL FOR 24 DAYS FOR THE MONTH OF APRIL, 2022											
Sl No.	Name of the Dealer	Name of S.S.K.	Total Enrollment	Requirement of Rice per Student 100gm. Per day for 24 days (in Qlt)	Balance after Feb, 2022	Allotment of March, 2022	Total Received (in Qlt)	Utilized in March, 2022	Stock in hand (in Qlt)	Total Allotment of Rice as per requirement (in Qlt)	
1	Karabi Dutta, Karidhya	Karidhya Malpara	30	0.72	0.263	0.72	0.98	0.648	0.34	0.72	
2	Kaipada Ghosh, Chormurah	Benadangal	12	0.29	0.072	0.29	0.36	0.166	0.19	0.29	
3	Dijip Biswas, Nowadihi	Kantaburi Adibasi para	36	0.86	0.462	0.86	1.33	0.675	0.65	0.86	
4	Kanchan Biswas, Nowadihi	Taldhi Madrashta Darul Uloom Data Meheubdia SSK	16 76	0.38 1.82	0.396 1.432	0.38 1.82	0.78 3.26	0.303 0.821	0.48 2.44	0.38 1.82	
5	Kalyani Mukherjee, Jiboharpur	Nahudari Moulipara Nimtikuri S.S.K.	119 25	2.86 0.60	0.817 0.573	2.88 0.60	3.70 1.17	2.507 0.477	1.19 0.70	2.86 0.60	
6	Haradhan Roy, Kutura	Kharighata Adibasi para	22	0.53	0.266	0.53	0.79	0.450	0.34	0.53	
7	Smt. Tulusi Sutrathar	Panch Tatul	29	0.70	0.671	0.70	1.37	0.551	0.82	0.70	
		Monoharpur	50	1.20	0.852	1.10	1.96	0.851	1.11	1.20	
		Lalmoharpur	54	1.30	0.938	1.30	2.23	0.902	1.33	1.30	
8	Sanjib Ghosh, Panuria	Itakola	60	1.44	0.813	1.44	2.25	0.890	1.36	1.44	
		Kulbuni	36	0.86	0.695	0.86	1.56	0.695	0.86	0.86	
9	Arabinda Gorain, Bara-Alunda	Choto Alunda Dompara	77	1.85	1.004	1.85	2.85	1.266	1.59	1.85	
10	Umraprasanna Chowdhury, Ajoypur	Durgapur Adibasi para	26	0.62	0.291	0.58	0.87	0.439	0.43	0.62	
		Barupur	26	0.62	0.687	0.60	1.29	0.486	0.80	0.62	
11	Dharam Kumar Pal, Langula	Kustore	14	0.34	0.283	0.34	0.62	0.290	0.33	0.34	
		Total-		16.99						16.99	

SUB ALLOTMENT OF RICE FOR ALL PRIMARY SCHOOL FOR 24 DAYS FOR THE MONTH OF APRIL, 2022 (MUNICIPALITY)

Sl. No.	Name of the Dealer	Name of the School	Total Enrollment	Requirement of Rice per Student 100gm. Per day for 24 days (in Qtl)	Balance after Feb, 2022	Allotment of March, 2022	Total Received (in Qtl)	Utilized in March, 2022	Stock in hand (in Qtl)	Total Allotment of Rice as per requirement (in Qtl)
1	2	3	4	5	6	7	8=(6+7)	9	10=(8-9)	11
1	Ashok Ghosh	Sri Sri R.K. Sishu Vidyalaya	102	2.45	1.878	2.47	4.35	1.920	2.43	0.50
		TOTAL				2.47				0.50
2	Sri Alok Thakur	Barobagan Primary	21	0.50	0.390	0.43	0.82	0.330	0.49	0.50
		Anandapur Snehalata Primary	42	1.01	0.716	0.98	1.70	0.563	1.14	0.00
		TOTAL				1.42				0.50
3	Shyamal Saha M/S Joy jagannath Trading & Co.	Molay Saksny Sishu Vidyalaya	105	2.52	0.804	2.47	3.28	2.050	1.23	2.52
		Kendua Fakir Para	81	1.94	1.048	1.92	2.97	1.775	1.19	1.94
		Collegepara Pary	94	2.26	1.420	2.04	3.46	1.592	1.87	0.00
		Sudhir Smrity Pary	140	3.36	1.060	3.36	4.42	2.450	1.97	3.36
		Haranath Mondal Adarsha siksha niketan	372	8.93	3.604	8.88	12.48	6.780	5.70	8.93
		Red Cross Pary	79	1.90	0.992	1.82	2.82	1.633	1.18	1.90
		Rabindrappally Pary	106	2.54	0.767	2.57	3.34	1.969	1.37	0.70
		TOTAL				23.06				19.35
4	Sri Manik Bhandary	Satyananda Sishu Niketan	89	2.14	1.682	2.14	3.82	1.780	2.04	1.00
		Sri Sri R.K.G.F Pary	33	0.79	0.389	0.79	1.18	0.568	0.61	0.00
		TOTAL				2.93				1.00
5	Sri Sukumar Dhar	Sorajbasini Sishu Bhavan	294	7.06	3.100	6.96	10.06	4.650	5.41	0.00
		Samannaya G.S.F	41	0.98	0.959	1.01	1.97	0.724	1.24	0.00
		TOTAL				7.97				0.00
6	Sri Alok Thakur	Anandapur G.S.F Pary	24	0.58	0.367	0.46	0.82	0.350	0.47	0.58
		Suri Municipality Free Pary	30	0.72	0.355	0.72	1.08	0.515	0.56	0.50
		TOTAL				1.18				1.08
7	Pabitra Ghosh	Laldighi D.N Pary	21	0.50	0.450	0.38	0.83	0.367	0.47	0.50
		Sri Sri Pranabanda Adarsh Path Mandir	74	1.78	0.716	1.61	2.32	0.850	1.47	0.95
		TOTAL				1.99				1.45
8	Sri Nabakumar Mondal	Baruipara J.B Vidyalaya	14	0.34	0.477	0.34	0.81	0.240	0.57	0.00
		TOTAL				0.34				0.00
9	Sukumar Dhar	Dr. Sarat Chandra Mukherjee sishu niketan	962	23.09	13.404	23.04	36.44	8.470	27.97	0.00
		Vidyasagar Pathsala, (Nuruipara Pary)	88	2.11	1.692	2.06	3.76	1.455	2.30	0.00
		TOTAL				25.10				0.00

Block Development Office
Suri-I Development Block
Kaliour (Barabagan), Birbhur.

SUB ALLOTMENT OF RICE FOR ALL PRIMARY SCHOOL FOR 24 DAYS FOR THE MONTH OF APRIL, 2022 (MUNICIPALITY)

Sl. No.	Name of the Dealer	Name of the School	Total Enrollment	Requirement of Rice per Student 100gm. Per day for 24 days (in Qtl)	Balance after Feb, 2022	Allotment of March, 2022	Total Received (in Qtl)	Utilized in March, 2022	Stock in hand (in Qtl)	Total Allotment of Rice as per requirement (in Qtl)
1	2	3	4	5	6	7	8=(6+7)	9	10=(8-9)	11
10	Chhanda Sarkar, Lalkuthipara	Suri Piy	568	13.63	4.821	13.56	18.38	10.837	7.54	13.63
		Suri G,S,F,P Piy	557	13.37	6.597	13.37	19.97	8.011	11.95	13.37
		Chandni Para Piy	22	0.53	0.840	0.46	1.30	0.215	1.08	0.00
		Deaf & Dumb School	110	2.64	5.747	0.00	5.75	1.084	4.66	0.00
	TOTAL					27.38			27.00	
11	Narayan Ghosh	Seharapara Piy School	37	0.89	0.732	0.86	1.60	0.780	0.82	0.89
		TOTAL				0.86			0.89	
13	Sudhir Das	Boy's Moktab Piy.	20	0.48	0.652	0.48	1.13	0.424	0.71	0.00
		Sunripukur Piy.	66	1.58	0.449	1.58	2.03	1.316	0.72	1.58
		TOTAL				2.06			1.58	
14	Manik Bhandari	Keot Para J.B Vidyalaya	168	4.03	1.760	4.06	5.82	2.830	2.99	4.03
		Mantu Akhil Piy	27	0.65	1.015	0.67	1.69	0.500	1.19	0.00
		TOTAL				4.73			4.03	
15	Goutam Bhowmik	Jadabendranath Panja Piy	47	1.13	0.439	1.10	1.54	0.936	0.61	1.13
		TOTAL				1.10			1.13	
16	Sanjib Ghosh	Birbhun Zilla School Piy.	349	8.38	5.322	8.38	13.70	5.772	7.93	8.38
		TOTAL				114.79			8.38	
GRAND TOTAL										66.89

Allotment & (in Qntls)

Previous Balance 363.66585
 Received from Upper 223.08000

Total (in Qntls.) 586.74585
 Sub Allotted Made 207.34800
Balance in Hand 379.39785

Block Development Officer
 Supri Development Block
 Bairbari (Barabagan), Birbhun